

SUPERING® BELLS - INFORMATION



SUPERING® BELLS - INFORMATION

The W.L. Jenkins Company has been a leader in the design, manufacturing, and marketing of electric bells for more than 50 years. W.L. Jenkins' industry leadership stems from unique gong shell design, customized material specifications, and manufacturing heat-treating process, resulting in a sharp, clear resonating bell tone with a high decibel output.

A wide range of models and sizes includes:

- **Vibrating Bells** produce a continuous bell ringing sound as long as power is applied. A vibrating bell is particularly applicable for general signaling purposes, including industrial process supervision, material handling systems and other life safety and warning systems.
- **Single-Stroke Bells** produce one strike (tone) when power is applied and will not repeat until power is removed and reapplied. A single stroke bell is particularly applicable for coded systems, including office, paging, and schools.

Vibrating and Single-Stroke Bells are available in a variety of configurations:

- **Pig-Tail** models consist of wire-leads from the bell housing that are connected to the incoming power wiring

- **Plug-In** models have a three prong plug within the bell housing that plugs into a mating receptacle located on the bell backplate
- **Voltages** available include all standard AC and DC voltages
- **Gong** sizes include 4¹/₄", 6", 8" and 10"
- **Indoor** bell configurations are available for all models
- **Outdoor** bell configurations are available in AC and DC vibrating bells

Bells are UL and FM listed on most models.

Selecting the appropriate Supering® Bell should take into account the following considerations:

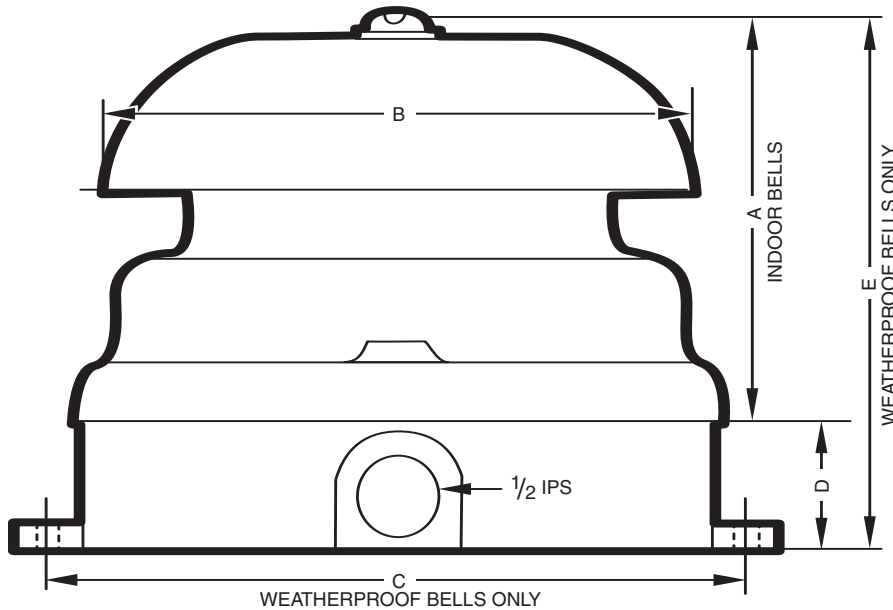
- The purpose for which the bell is to be used and whether a continuous or single stroke sound is desired
- Ambient sound conditions
- The size of the area to be covered
- Whether the bell will be installed indoors or outdoors
- Insurance requirements



The W.L. Jenkins Company
1445 Whipple Ave., S.W. • Canton, Ohio 44710-1321
330-477-3407 • Fax: 330-477-8404
www.wljenkinsco.com

SUPERING® BELLS - INFORMATION

Ordering Information and Specifications



ADAPTER PLATE WILL MOUNT ON:
 4" *Octagonal Box* - Normal & 90° from Normal
 4" *Square Box* - Normal & 90° from Normal
Handy Box - 3⁹/₃₂ ⌀ to ⌀ of Mtg. Hole
Gem Box - 3⁹/₃₂ ⌀ to ⌀ of Mtg. Hole

LEGEND

Gong Size	A	B	C	D	E
4 ¹ / ₄ "	3	4 ¹ / ₄	4 ⁷ / ₈	1 ³ / ₈	4 ³ / ₈
6"	3 ⁷ / ₁₆	6	4 ⁷ / ₈	1 ³ / ₈	4 ¹³ / ₁₆
8"	3 ¹³ / ₁₆	8	4 ⁷ / ₈	1 ³ / ₈	5 ¹ / ₄
10"	3 ¹³ / ₁₆	10	4 ⁷ / ₈	1 ³ / ₈	5 ¹ / ₄

APPROXIMATE SHIPPING WEIGHT OF INDIVIDUALLY PACKAGED BELLS

Gong Size	Pig-Tail & Plug-In	Outdoor	Outdoor w/Guard
4 ¹ / ₄ "	2 ¹ / ₂ lbs.	3 lbs.	5 lbs.
6"	3 ¹ / ₂ lbs.	4 lbs.	6 lbs.
8"	5 lbs.	5 ¹ / ₂ lbs.	8 ¹ / ₂ lbs.
10"	6 ¹ / ₂ lbs.	7 lbs.	10 lbs.

DECIBEL RATINGS

Our AC Vibrating Bells range from 90–100 decibels. The DC Vibrating Bells range from 85–95 decibels. The range on AC and DC Single Stroke is from 75–85 decibels. These ratings were derived from a series of tests conducted at the Standard 10 foot distance. Please note, although a 6" Bell and a 10" Bell may have nearly the same Decibel rating, the larger sizes are truly louder to the human ear than the smaller sizes because of tone and other sound characteristics.

DECIBEL OUTPUT - VIBRATING BELLS

	DC Vib.	AC Vib.
4 ¹ / ₄ "	.88 to 90	90 to 92
6"	.90 to 92	92 to 94
8"	.92 to 96	94 to 96
10"	.96 to 100	96 to 100

DECIBEL OUTPUT - AC & DC SINGLE STROKE BELLS

4 ¹ / ₄ " & 6"	.75
8" & 10"	.78

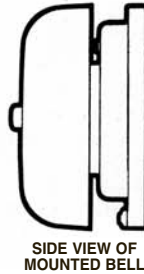
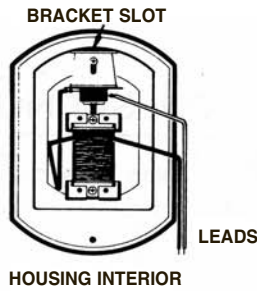
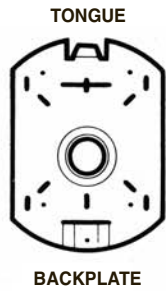


The W.L. Jenkins Company
 1445 Whipple Ave., S.W. • Canton, Ohio 44710-1321
 330-477-3407 • Fax: 330-477-8404
 www.wljensco.com

SUPERING® BELLS - INFORMATION

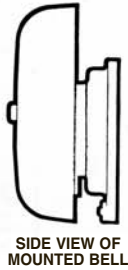
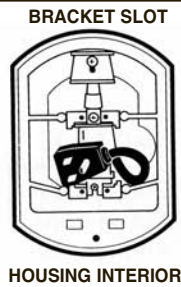
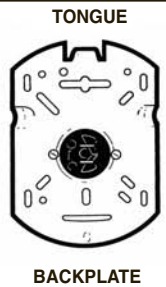
BELL MOUNTING INSTRUCTONS

These bells are the easiest and simplest to install ever available to the field. It is never necessary to remove the gong shell to make an installation. Follow the proper instructions for the particular bell involved, and you'll find the job goes quickly and easily. **Each bell unit is factory-adjusted for maximum performance. If seals on striker tube set screws or seals on any other set screws are broken, all warranties are void.**



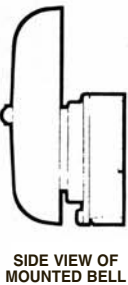
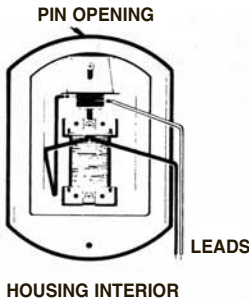
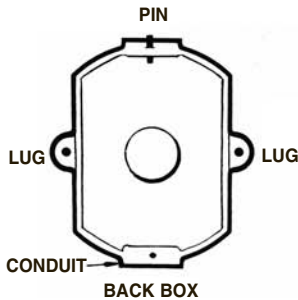
PIG-TAIL MODEL

1. Do not remove gong shell.
2. Fasten the back plate securely to the outlet box or to the wall, with the tongue pointing **up**.
3. Connect wires to solenoid leads; push excess wire into outlet box.
4. Insert tongue of mounting plate into bracket slot, and secure housing to plate using the acorn nut furnished with bell unit.



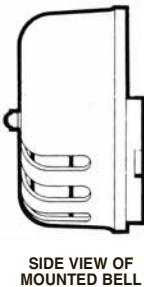
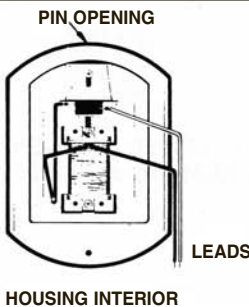
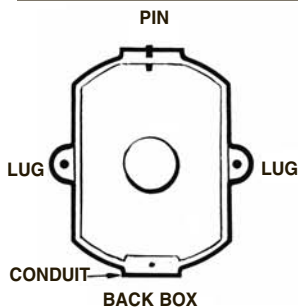
PLUG-IN MODEL

1. Do not remove gong shell.
2. Connect line wires to terminals of female plug. Fasten the back plate securely to the outlet box, with tongue pointing **up**.
3. Insert tongue of mounting plate into the bracket slot, and secure housing to plate using the acorn nut furnished with bell unit.



OUTDOOR MODEL

1. Do not remove gong shell.
2. Fasten weatherproof back box using the two mounting lugs. (Observe the **up** marking in the box.)
3. Make electrical hook-up to solenoid leads with wire nuts or any approved method.
4. Engage housing on pin, press it down firmly and secure it to back box using the 8-32 x 5/8" self-tapping screw furnished with bell unit.



OUTDOOR MODEL WITH GUARD


1. **Remove guard only...** gong shell is held captive with combination bolt and should not be removed.
2. Fasten the weatherproof back box, using the two mounting lugs. (Observe the **up** marking in the box.)
3. Make electrical hook-up to solenoid leads by means of wire nuts or any other approved method.
4. Engage housing on pin, and press it down firmly, secure it to the back box, using the 8-32 x 5/8" self-taping screw furnished with the bell unit.
5. Mount guard on combination bolt and fasten securely with cap nut and lock washer.



The W.L. Jenkins Company
1445 Whipple Ave., S.W. • Canton, Ohio 44710-1321
330-477-3407 • Fax: 330-477-8404
www.wljenkinsco.com

SUPERING® BELLS - INFORMATION

REAR VIEW OF THE PIG TAIL AND PLUG-IN SUPERING® BELLS



Complete Bell
plugs into socket
for easy installation
and removal



Plug-In Model
Back Plate mounts
to wall box



Pig Tail Model
Back Plate mounts
to wall back box



The W.L. Jenkins Company
1445 Whipple Ave., S.W. • Canton, Ohio 44710-1321
330-477-3407 • Fax: 330-477-8404
www.wljenkinsco.com