

# AMT MULTITONE ELECTRONIC SIGNALS



## AMT MULTITONE ELECTRONIC SIGNALS

The AMT Series Multitone electronic signals provide the industry with a UL 1638/464 combination Audible/Visual device that simplifies installation and offers three (3) distinct prioritized audible signals from three (3) isolated inputs. Priority one (1) will override all other command upon activation. The AMT offers a choice of eight (8) self-prioritized sound outputs from which the three (3) prioritized sounds are selected. (See Table # 1 for the various sound selections.)

The AMT and AMT Strobe units have two (2) user selective sound output levels, standard dBA and high dBA.

The AMT provides dual voltage capability in one unit, 12V DC or 24V DC operation, filtered or FWR. The AMT Strobe electronic signals operate with either 12V DC or 24V DC and may be used with filtered or unfiltered (full-wave rectified) input voltages. Separate supervised sets of input terminals are available for each prioritized input. Jumper plugs are provided to enable both tone and strobe to operate simultaneously for all inputs. The AMT and AMT Strobes are UL listed for indoor and outdoor, using appropriate back boxes.

*See other side for ordering information and specifications*

## FEATURES

- Three separate prioritized inputs that will activate three isolated signals
- All inputs can be supervised
- Two power taps for high dBA and normal dBA at 10 feet
- Low current draw with low temperature compensation to reduce power consumption and wiring costs
- AMT Strobe models available in 12V DC with 15 candela strobe and 24V DC with 15 or 117 candela strobe
- AMT with strobe can flash independently or in unison with audible signal
- Low cost installation via standard electrical boxes. Attractive flush or surface mounting options
- Listed under UL Standard 1638 for visual signaling and UL 464 for audible appliances, indoor and outdoor

## APPLICATIONS

Industrial signaling where separate signals are required, such as pumps and motors, and conveyor systems.



The W.L. Jenkins Company  
1445 Whipple Ave., S.W. • Canton, Ohio 44710-1321  
330-477-3407 • Fax: 330-477-8404  
[www.wljenkinsco.com](http://www.wljenkinsco.com)

# AMT MULTITONE ELECTRONIC SIGNALS

## Ordering Information

Model #	Description	Voltage	Current	dBA	Mounting	Approval
AMT-12/24-W	Flush Multitone	12/24 DC	See Specifications		A-D	UL
AMT-24-WH-VNW	Multitone Strobe	24 DC			A-D	UL
AMT-12-WH-VNW	Multitone Strobe	12 DC			A-D	UL
I0B-W	Indoor/Outdoor Box	—	—	—	C-D	UL
ISP	Extender	—	—	—	E-F	UL

## Specifications

### Alarm

Alarm Tones	
Tone	Pattern Descriptions
Horn	Broadband Horn (Continuous)
Bell	1560 Hz Modulated (0.07 SEC. ON/Repeat)
March Time Horn	Horn (0.25 sec.ON/0.25 sec.OFF/Repeat)
Code-3 Horn	Horn (ANSI S3.41 Temporal Pattern)
Code-3 Tone	500 Hz (ANSI S3.41 Temporal Pattern)
Slow Whoop	500-1200 Hz Sweep (4.0 sec. ON/0.5 sec. OFF/Repeat)
Siren	600-1200 Hz Sweep (1.0 sec./Repeat)
Hi/Lo	1000/800 Hz (0.25 sec.ON/Alternate)

**Table 1:ULRatings for AMT Multitone Strobe Signals**

Model #	Rated Input Voltage (VDC)			Rated Strobe Average Current (AMPS)			Rated <sup>1</sup> Strobe Candela Per UL1638 (cd)
	Min	Nom	Max	Min	Nom	Max	
AMT-12-WH	—	12	—	—	.150	—	15.0 cd
AMT-24-WM	18	24	31	.088	.088	.096	117.0 cd
AMT-24-WH	18	24	31	.075	.075	.075	15.0 cd

<sup>1</sup>Strobe candela at 35° Centigrade is reduced to 7.5 candela for WH models and 78 candela for WM models.

The UL Listed "Rated Input Voltage" is 20-31 VDC for AMT-24-WM, AMT-24-WH and 12VDC for AMT-12-WH using either filtered (DC) or unfiltered full-wave-rectified (FWR) voltage. Check the minimum and maximum output of the power supply and standby battery and subtract the voltage drop from the circuit wiring resistance to determine the applied voltage to the strobes.

**Table 2:Current Ratings for AMT Multitone Audible Signals**

Tone	Tone Description	Rated Average Current (Amps)		Rated Average Current (Amps)	
		24VDC		12 VDC	
		HI dBA	STD dBA	HI dBA	STD dBA
Horn	Broadband Horn (Continuous)	0.040	0.023	0.100	0.020
Bell	1560 Hz Modulated (0.07 SEC. ON/Repeat)	0.016	0.012	0.031	0.010
March Time Horn	Horn (0.25 sec.ON/0.25 sec.OFF/Repeat)	0.040	0.023	0.100	0.020
Code-3 Horn	Horn (ANSI S3.41 Temporal Pattern)	0.040	0.023	0.100	0.020
Code-3 Tone	500 Hz (ANSI S3.41 Temporal Pattern)	0.028	0.017	0.060	0.015
Slow Whoop	500-1200 Hz Sweep (4.0 sec. ON/0.5 sec. OFF/Repeat)	0.048	0.026	0.100	0.025
Siren	600-1200 Hz Sweep (1.0 sec./Repeat)	0.036	0.023	0.082	0.020
Hi/Lo	1000/800 Hz (0.25 sec.ON/Alternate)	0.020	0.014	0.044	0.012
Vibrating Chime	700 Hz (1.0 Sec.Delay/Repeat)	0.017	0.012	0.027	0.010

NOTES: 1.Add 25% more input current when operating 24 VDC models at 31 VDC

2.Add strobe current from Table 1 to audible signal current from Table 2 to obtain total current for each unit, if the strobe and audible are wired to operate in unison on a single circuit.

**Table 3:dBA for AMT Multitone with Strobe**

Tone	Anechoic dBA @ 10'		Reverberant dBA @ 10' Per UL464			
	Nominal Voltage		Minimum Voltage		Maximum Voltage	
	HI	STD	HI	STD	HI	STD
Horn	98	92	85	79	88	82
Bell	91	86	79	75	82	75
March Time Horn	98	92	82	75	85	79
Code-3 Horn	98	92	79	75	82	75
Code-3 Tone	94	89	75	70*	79	73*
Slow Whoop	98	93	82	75	85	79
Siren	97	92	82	75	85	79
Hi/Lo	92	87	79	75	82	75
Vibrating Chime	88	82	—	—	—	—


Anechoic dBA is measured on-axis in a non-reflective (free field) test room using fast meter response. For peak dBA (measured with peak meter response) add 5 dBA to anechoic values shown in Table 3. Reverberant dBA is a minimum UL rating based on sound power measurements in a reverberant test room.




The W.L. Jenkins Company  
 1445 Whipple Ave., S.W. • Canton, Ohio 44710-1321  
 330-477-3407 • Fax: 330-477-8404  
[www.wljenkinsco.com](http://www.wljenkinsco.com)

# AMT MULTITONE ELECTRONIC SIGNALS

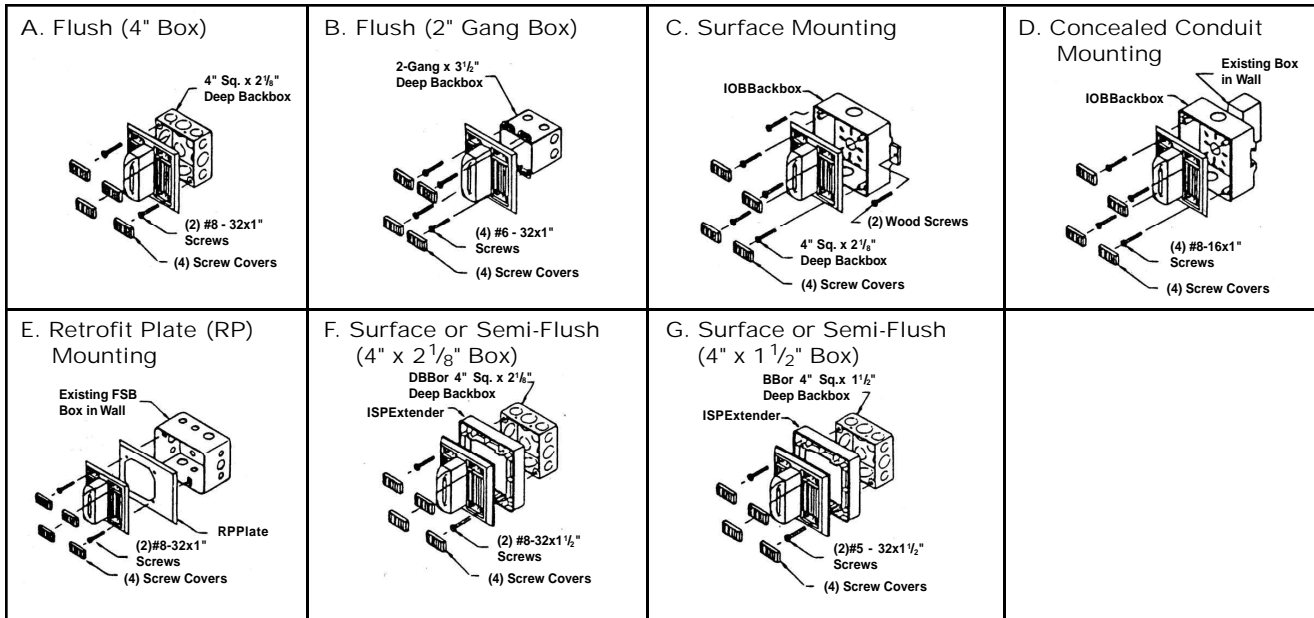
## Mounting Options



AMT Series



AMT Strobe Series



The W.L. Jenkins Company  
 1445 Whipple Ave., S.W. • Canton, Ohio 44710-1321  
 330-477-3407 • Fax: 330-477-8404  
[www.wljenkinsco.com](http://www.wljenkinsco.com)